

1º Quadrimestre

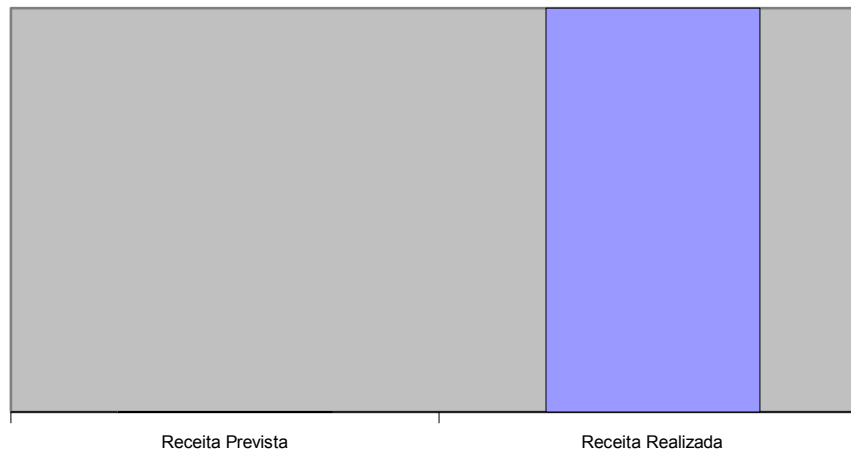
Receita Total

Receita Prevista	0,00
Receita Realizada	46.627.669,88
Realizado - previsto	46.627.669,88

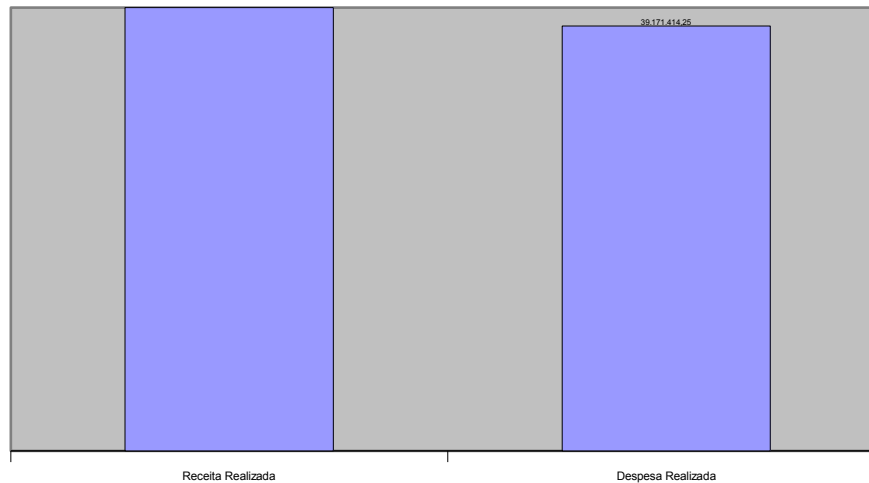
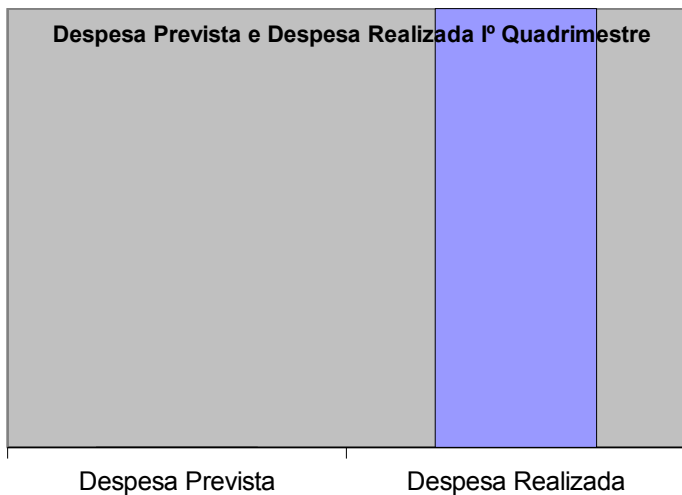
Despesa Total

Despesa Prevista	0,00
Despesa Realizada	39.171.414,25
Realizado - previsto	39.171.414,25

Receita Prevista e Realizada - 1º Quadrimestre



Receita e Despesa Realizada - 1º Quadrimestre



IIº Quadrimestre

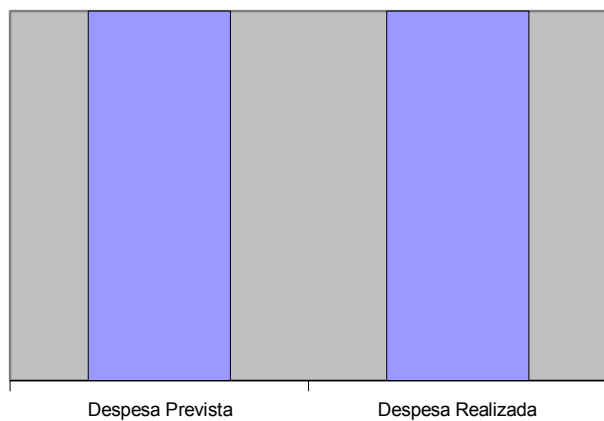
Receita Total

Receita Prevista	44.851.603,00
Receita Realizada	44.602.392,70
Realizado - previsto	-249.210,30

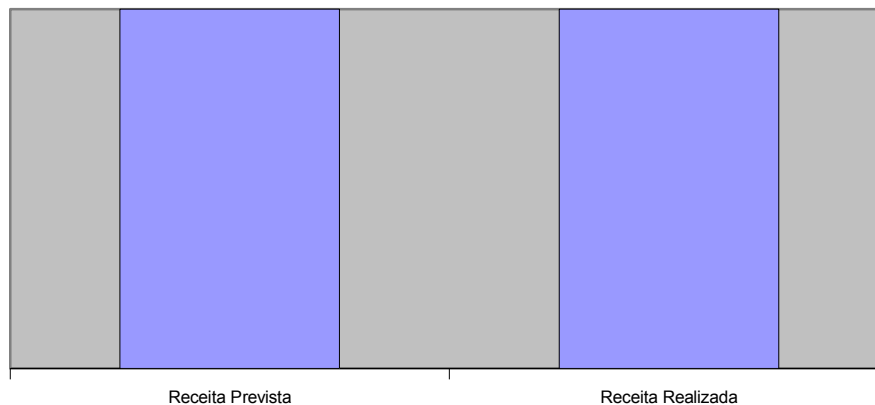
Despesa Total

Despesa Prevista	47.446.645,00
Despesa Realizada	50.002.572,42
Realizado - previsto	2.555.927,42

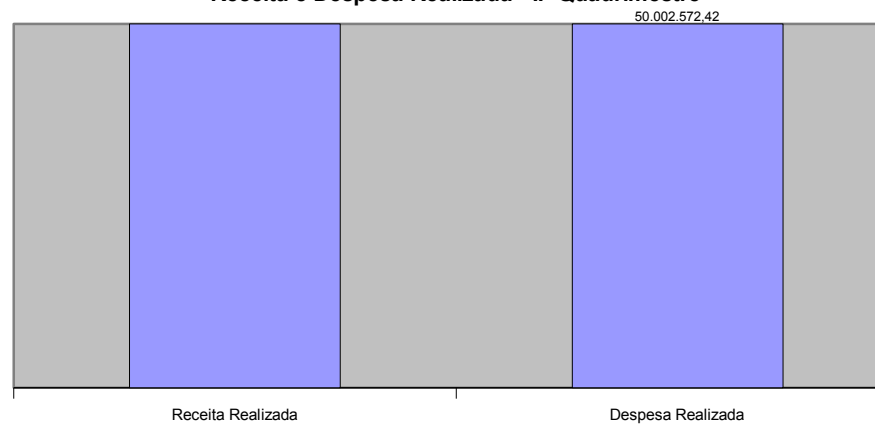
Despesa Prevista e Despesa Realizada IIº Quadrimestre



Receita Prevista e Realizada - IIº Quadrimestre



Receita e Despesa Realizada - IIº Quadrimestre



IIIº Quadrimestre

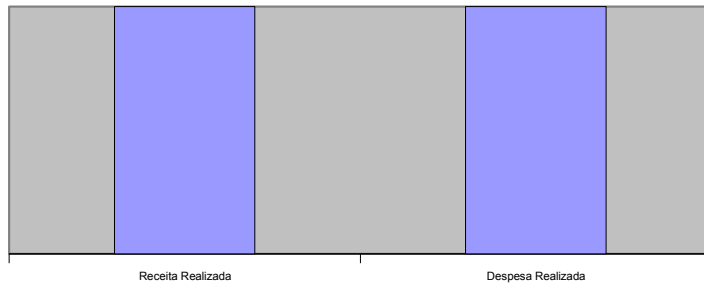
Receita Total

Receita Prevista	46.094.601,00
Receita Realizada	44.631.299,42
Realizado - previsto	-1.463.301,58

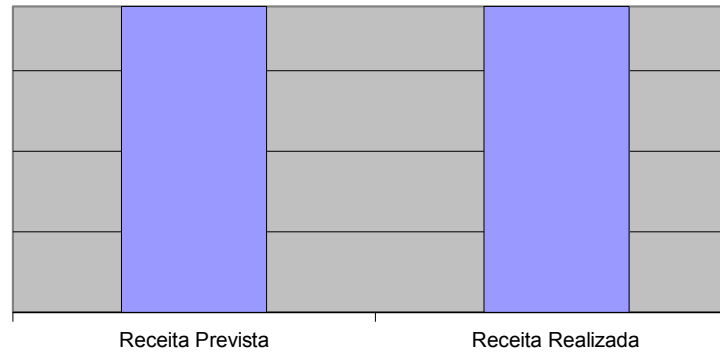
Despesa Total

Despesa Prevista	49.951.370,00
Despesa Realizada	41.172.580,94
Realizado - previsto	-8.778.789,06

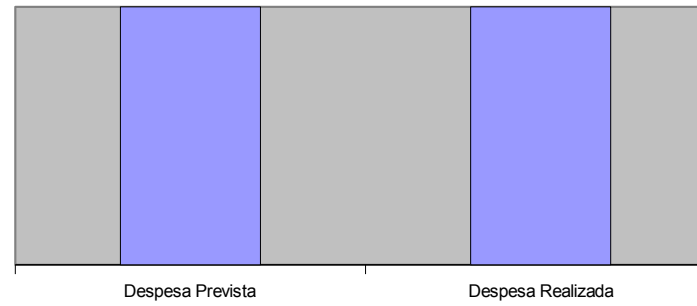
Receita e Despesa Realizada - IIIº Quadrimestre



Receita Prevista e Realizada - IIIº Quadrimestre



Despesa Prevista e Despesa Realizada IIIº Quadrimestre



I, II e IIIº Quadrimestres

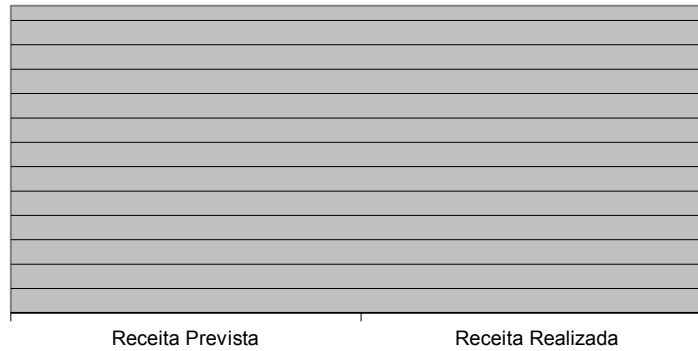
Receita Total

Receita Prevista	#REF!
Receita Realizada	#REF!
Realizado - previsto	#REF!

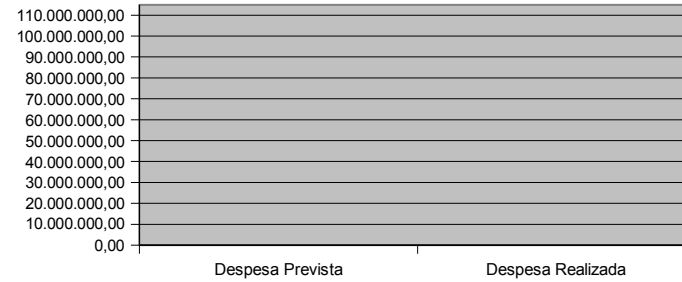
Despesa Total

Despesa Prevista	#REF!
Despesa Realizada	#REF!
Realizado - previsto	#REF!

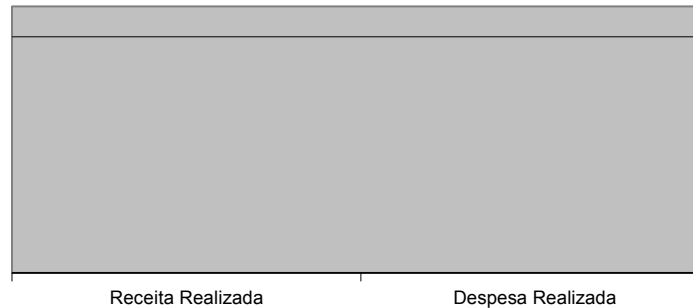
Receita Prevista e Realizada - I, II e IIIº Quadrimestres



Despesa Prevista e Despesa Realizada I, II e IIIº Quadrimestres



Receita e Despesa Realizada - I, II e IIIº Quadrimestres



MÊS	RECEITA CORRENTE LIQUIDA-2001
	2001
JAN	66.772.391,84
FEV	62.643.207,72
MAR	66.886.840,63
ABR	67.336.295,18
MAI	68.352.726,54
JUN	69.224.973,17
JUL	70.701.628,86
AGO	70.323.728,96
SET	71.508.730,70
OUT	72.638.626,38
NOV	73.423.436,65
DEZ	73.764.398,24

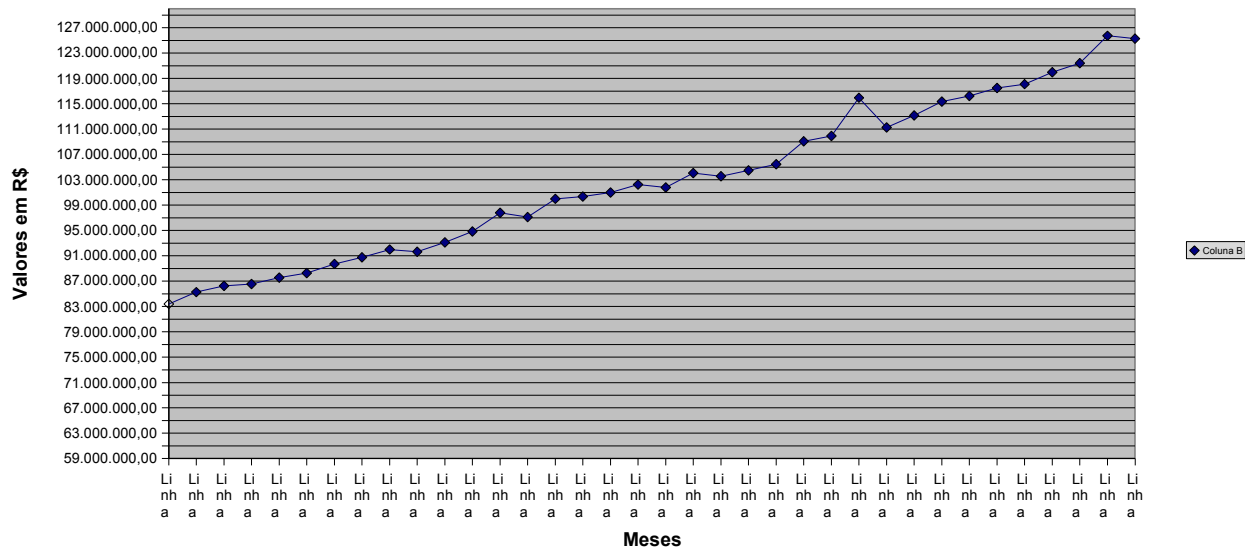
	RCL 2002	PREVISTA - LDO
	REALIZADA	
JAN	74.670.735,08	77.275.900,00
FEV	74.901.071,79	77.761.360,00
MAR	75.818.427,73	78.616.010,00
ABR	77.541.754,98	79.728.670,00
MAI	77.379.223,16	80.333.780,00
JUN	78.065.807,28	80.873.150,00
JUL	78.513.780,90	81.406.830,00
AGO	78.742.357,77	81.922.060,00
SET	79.210.530,85	82.354.140,00
OUT	80.270.944,77	82.785.560,00
NOV	81.018.617,20	82.684.980,00
DEZ	82.920.298,02	83.703.260,00

	RCL 2003	PREVISTA - LDO
	REALIZADA	
JAN	83.413.877,36	84.909.237,00
FEV	85.273.393,81	85.463.793,00
MAR	86.254.683,94	86.471.978,00
ABR	86.565.466,87	87.189.532,00
MAI	87.550.013,73	87.857.415,00
JUN	88.284.575,12	88.526.299,00
JUL	89.728.918,45	89.246.504,00
AGO	90.753.197,08	89.907.370,00
SET	92.006.516,63	90.506.664,00
OUT	91.656.475,60	91.195.644,00
NOV	93.130.862,84	91.801.200,00
DEZ	94.847.543,69	92.552.400,00

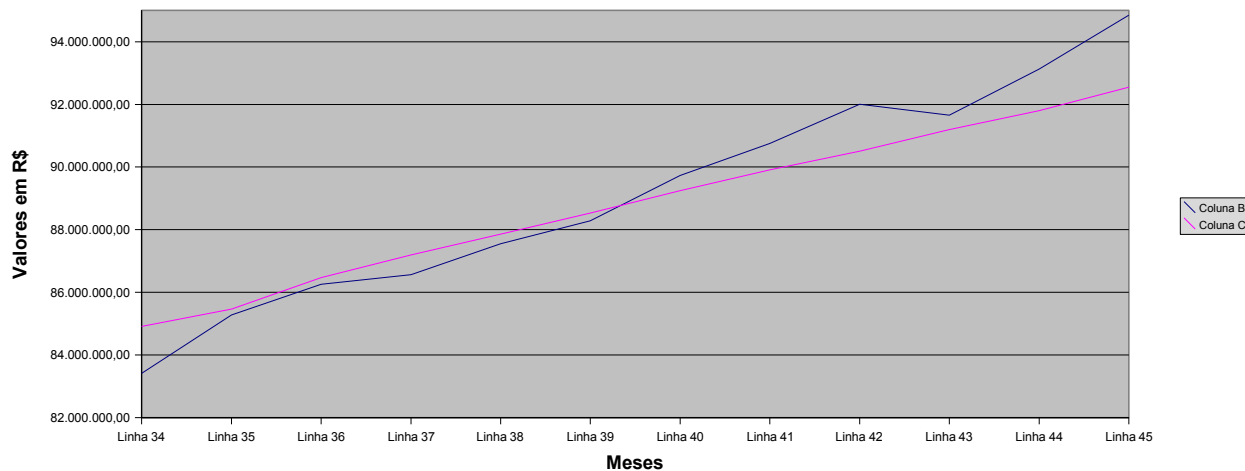
cfe LRF RCL

TCE LMO6

Receita Corrente Líquida Realizada - 2003, 2004 e 2005.

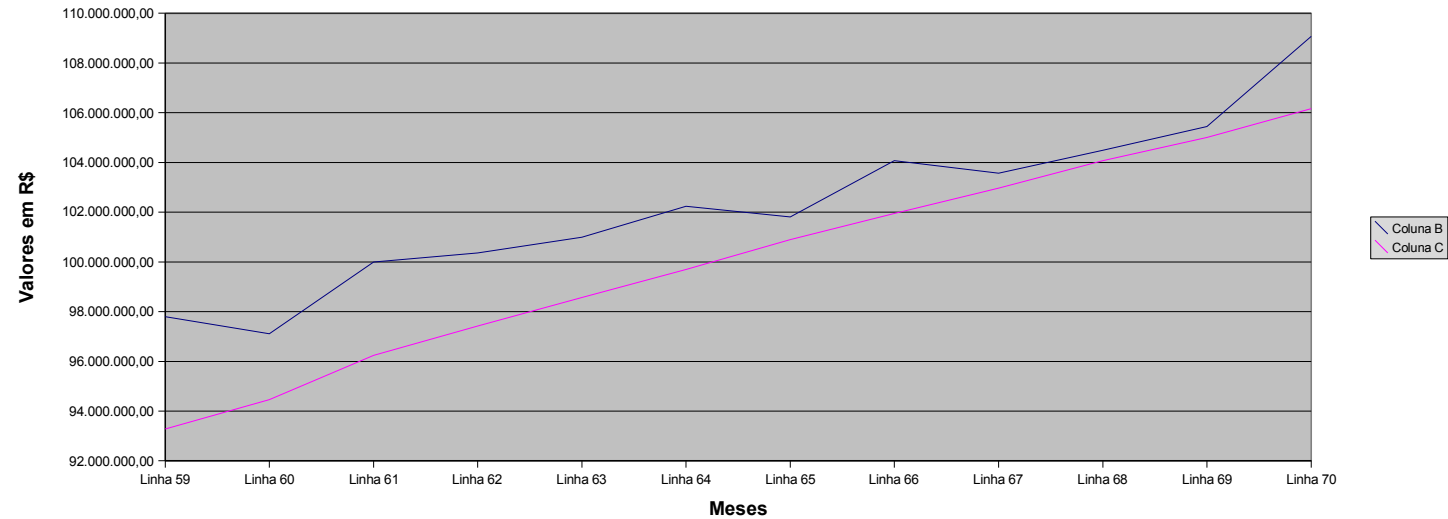


Receita Corrente Líquida Realizada e Prevista - 2003.



RCL 2004		
	REALIZADA-STN LRCL	PREVISTA - LDO
JAN	97.798.023,48	93.279.033,00
FEV	97.108.863,84	94.457.447,00
MAR	99.999.476,20	96.242.769,00
ABR	100.361.656,96	97.425.091,00
MAI	100.993.707,83	98.568.129,00
JUN	102.238.562,10	99.694.639,00
JUL	101.805.938,88	100.901.913,00
AGO	104.077.059,34	101.945.365,00
SET	103.569.956,59	102.970.684,00
OUT	104.489.889,22	104.071.272,00
NOV	105.449.729,57	105.005.182,00
DEZ	109.075.228,58	106.161.615,00

Receita Corrente Líquida Realizada e Prevista - 2004.



Receita Corrente Líquida Realizada e Prevista - 2005.

RCL 2005		
	REALIZADA-STN LRCL	PREVISTA - LDO
01/05	109.915.172,35	107.172.100,00
02/05	115.958.306,55	108.034.280,00
03/05	111.281.693,93	109.830.080,00
04/05	113.148.988,74	110.828.480,00
05/05	115.360.860,28	111.904.710,00
06/05	116.228.008,23	112.967.330,00
07/05	117.489.518,28	114.106.230,00
08/05	118.106.994,87	115.100.630,00
09/05	119.996.104,52	116.165.440,00
10/05	121.421.213,97	117.174.830,00
11/05	125.728.832,67	118.192.560,00
12/05	125.276.847,10	119.406.350,00

